

# ST LUCIA

## 2019 ANNUAL RESEARCH: KEY HIGHLIGHTS<sup>1</sup>

### GLOBAL DATA 2018



**10.4%**

Total GDP contribution



**319** MN

Jobs globally (1 in 10 jobs)

While the global economy grew by 3.2%, **Travel & Tourism** grew significantly more at **3.9%**

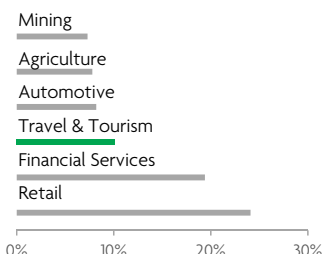
3.2%

3.9%

**1 in 5 new jobs** were created by Travel & Tourism over the last five years



**Global GDP impact by sector (2016 data).** Share of total economy GDP



### ST LUCIA 2018 KEY DATA



CONTRIBUTION OF TRAVEL & TOURISM TO GDP

**41.8%** OF TOTAL ECONOMY

Total T&T GDP = XCD2,888.3MN (USD1,069.8MN)

**-0.2%**

2018 Travel & Tourism GDP growth



CONTRIBUTION OF TRAVEL & TOURISM TO EMPLOYMENT

**32.6** JOBS (000's)

(41.8% of total employment)

**41.1** JOBS (000's)

Expected in 2019



INTERNATIONAL VISITOR IMPACT

**XCD2,203.4** MN

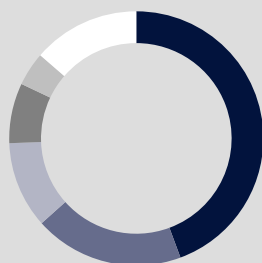
USD816.1MN in visitor spend  
(45.6% of total exports)

**480.5** (000's)

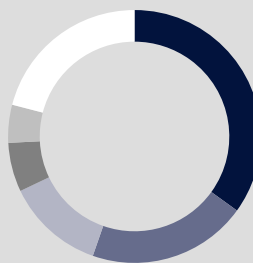
Expected international arrivals for 2019

### INBOUND ARRIVALS

### OUTBOUND DEPARTURES




- 1. UNITED STATES 44%
- 2. UNITED KINGDOM 19%
- 3. CANADA 11%
- 4. MARTINIQUE 8%
- 5. TRINIDAD AND TOBAGO 4%
- REST OF WORLD 14%



- 1. FRANCE 35%
- 2. UNITED STATES 20%
- 3. BARBADOS 13%
- 4. MARTINIQUE 6%
- 5. TRINIDAD AND TOBAGO 5%
- REST OF WORLD 21%

Note: Data are average shares over the 2015-2017 period  
Source: Oxford Economics, national sources and UNWTO

### SECTOR CHARACTERISTICS (2018)



<sup>1</sup>All values are in constant 2018 prices & exchange rates  
All forecasts WTTC and Oxford Economics